

RIDDEN HEAVY HORSE SCORE SHEET CLASS 27

Class No. Phase 1 Manners & Way of Going within Breed Type or Judges Ride Marks out of 50

Phase 2 Conformation, Type, Freedom of Action Marks out of 50

Competitor No	12	14	35	43	74	75														
Phase 1 Manners & Way of Going within Breed Type or Judges Ride	A	A	40	Ret'd	34	A														
Phase 2 Conformation, Type, Freedom of Action	A	A	40	Ret'd	42	A														
Total			80		76															
Placing			1		2															

Date 24/6/26 Judges Signature [Signature]

Judges Notes:

In mixed breed classes the emphasis should be on judging an active well balanced, obedient ride that is comfortable to sit on. Conformation and action should be judged on breed criteria.

If the appointed Heavy Horse Judge does not have ride judging experience, it is suggested that shows use a Performance/Ride Judge from any recognised ridden judging panel officiating at the show who should co-judge alongside the in-hand Heavy Horse Judge.

on seat

Horse of the Year Show

Ridden Heavy Horse Mark Sheet

DATE 24/6/26

SUMMARY SHEET

CLASS NAME & NUMBER 28 - Barber family Ridden For recording horses NUMBERS against MARKS

COMPETITOR NUMBER	MANNERS & WAY OF GOING	CONF. TYPE, FREEDOM OF ACTION	TOTAL MARKS
	50 MARKS	50 MARKS	100 MAX
4			A
6			A
12	45	35	80
35	45	36	81
43			A
63	44	31	75
67	45	42	87
76			A
77	44	45	89
78			A
79	39	42	81
80			A
81	49	40	89
82			A
83			A
84			A

In the case of equality, the horse with the highest Conformation, Type and Freedom of Action mark will be deemed the winner. If there still be equality at this point, then the judges' decision will be final.

Marks Horse's No.	Marks Horse's No.
100	56
99	55
98	54
97	53
96	52
95	51
94	50
93	49
92	48
91	47
90	46
89 <u>77 - 81</u>	45
88	44
87 <u>67</u>	43
86	42
85	41
84	40
83	39
82	38
81 <u>35 - 79</u>	37
80 <u>12</u>	36
79	35
78	34
77	33
76	32
75 <u>63</u>	31
74	30
73	29
72	28
71	27
70	26
69	25
68	
67	
66	
65	
64	
63	
62	
61	
60	
59	
58	
57	

PLACINGS	
1st	<u>77</u>
2nd	<u>81</u>
3rd	<u>67</u>
4th	<u>35</u>
5th	<u>79</u>
6th	<u>12</u>
7th	<u>63</u>
8th	
9th	
10th	

Show: ROYAL NORFOLK

Date: 24/6/26

Judge 1: CRAIG KIDDER

Judge 2: STEVE LEDHAM

Horse of the Year Show

Working Hunter Mark Sheet

DATE <u>24/6/26</u> SHOW <u>RNS</u>		PENALTIES	
CLASS <u>191 LOCAL WH</u> NUMBER <u>13</u>		Jumping Knock Down: 10 penalties	
		First Refusal: 15 penalties	
		Second Refusal: 20 penalties	
		Third Refusal: Elimination	
		Fall of Horse or Rider: Disqualification	
		Landing with Fore Feet in Water: 10 faults	


Note: Jumping points after penalties may result in a minus score.

Competitor Number:		687	828	840	842	843	844	846	847	848
Fence 1		15	/	/	10	/	/	/	/	10
Fence 2		/	/	/	10	/	/	/	/	/
Fence 3		/	10	/	/	/	/	/	/	/
Fence 4		/	15	/	/	/	/	/	/	/
Fence 5		/	/	/	/	/	/	/	/	10
Fence 6		/	15	/	/	/	10	/	/	25
Fence 7		/	/	/	/	15	/	10	/	10
Fence 8		/	/	/	/	/	/	/	/	/
Fence 9		/	/	/	/	/	/	/	/	10
Fence 10										
Fence 11										
Fence 12										
TOTAL JUMPING FAULTS		15	40	0	20	15	10	10	0	65
A: JUMPING POINTS	(40)	25	0	40	20	25	30	30	40	-25
B: STYLE WHILE JUMPING	(20)	12	10	13	11	13	14	15	15	10
TOTAL MARK PHASE 1:	(60)			53			44	45	55	
C: CONFORMATION	(20)			12			14	13	11	
D: RIDE	(20)			13			18	15	10	
TOTAL MARK PHASE 2	(40)			25			32	28	21	
TOTAL POINTS FROM PHASE 1 & 2	(100)			78			76	73	76	
FINAL PLACINGS		NP	NP	4	NP	NP	5	7	6	NP
In the event of equality, the CONFORMATION MARK from Phase 2 will take precedence, followed by the RIDE MARK, and then the STYLE WHILE JUMPING MARK										

Judge 1 Signature



Judge 2 Signature



Horse of the Year Show

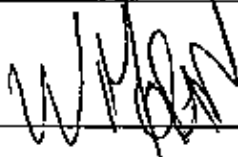
Working Hunter Mark Sheet


DATE <u>24/6/26</u> SHOW <u>RWS</u>		PENALTIES	
CLASS <u>191 Local W/H</u>		NUMBER <u>13</u>	Jumping Knock Down: 10 penalties
		<u>from red</u>	First Refusal: 15 penalties
PHASE I (60 MARKS)	A: JUMPING POINTS B: STYLE WHILE JUMPING	40 MARKS 20 MARKS	Second Refusal: 20 penalties
PHASE II (40 MARKS)	C: CONFORMATION D: RIDE	20 MARKS 20 MARKS	Third Refusal: Elimination
			Fall of Horse or Rider: Disqualification
			Landing with Fore Feet in Water: 10 faults

Note: Jumping points after penalties may result in a minus score.

Competitor Number:		849	850	851	856				
Fence 1		/	/	/	/				
Fence 2		/	/	/	/				
Fence 3		/	/	/	/				
Fence 4		/	/	/	/				
Fence 5		/	/	/	10				
Fence 6		/	/	/	/				
Fence 7		/	/	/	/				
Fence 8		/	/	/	/				
Fence 9		/	/	/	/				
Fence 10									
Fence 11									
Fence 12									
TOTAL JUMPING FAULTS		0	0	0	10				
A: JUMPING POINTS	(40)	40	40	40	30				
B: STYLE WHILE JUMPING	(20)	16	14	16	11				
TOTAL MARK PHASE 1:	(60)	56	54	56	41				
C: CONFORMATION	(20)	10	15	12	12				
D: RIDE	(20)	13	11	15	11				
TOTAL MARK PHASE 2	(40)	23	26	27	23				
TOTAL POINTS FROM PHASE 1 & 2	(100)	79	80	83	64				
FINAL PLACINGS		3	2	1	8				

In the event of equality, the CONFORMATION MARK from Phase 2 will take precedence, followed by the RIDE MARK, and then the STYLE WHILE JUMPING MARK.

Judge 1 Signature 

Judge 2 Signature 

~~Horse of the Year Show~~


Working Hunter Mark Sheet

DATE <u>24/6/26</u> SHOW <u>RNS</u>		PENALTIES Jumping Knock Down: 10 penalties First Refusal: 15 penalties Second Refusal: 20 penalties Third Refusal: Elimination Fall of Horse or Rider: Disqualification Landing with Fore Feet in Water: 10 faults
CLASS <u>192</u> <u>Novice WH</u> NUMBER <u>forward</u>		
PHASE I (60 MARKS)	A: JUMPING POINTS B: STYLE WHILE JUMPING	40 MARKS 20 MARKS
PHASE II (40 MARKS)	C: CONFORMATION D: RIDE	20 MARKS 20 MARKS

Note: Jumping points after penalties may result in a minus score.

Competitor Number:		859	851	854	862				
Fence 1		/	10	/	/				
Fence 2		/	/	/	/				
Fence 3		/	/	/	/				
Fence 4		/	/	/	/				
Fence 5		/	/	/	/				
Fence 6		/	/	/	/				
Fence 7		/	/	/	/				
Fence 8		/	/	/	/				
Fence 9		/	/	10	/				
Fence 10									
Fence 11									
Fence 12									
TOTAL JUMPING FAULTS		0	10	10	0				
A: JUMPING POINTS	(40)	40	30	30	40				
B: STYLE WHILE JUMPING	(20)	18	16	13	15				
TOTAL MARK PHASE 1:		(60)	58	46	43	55			
C: CONFORMATION	(20)	18	10	1	12				
D: RIDE	(20)	17	16	1	15				
TOTAL MARK PHASE 2		(40)	35	26	1	27			
TOTAL POINTS FROM PHASE 1 & 2		(100)	93	72	1	82			
FINAL PLACINGS			1	3	R	2			

In the event of equality, the CONFORMATION MARK from Phase 2 will take precedence, followed by the RIDE MARK, and then the STYLE WHILE JUMPING MARK.

Judge 1 Signature 
 C. Kidder

Judge 2 Signature _____

Horse of the Year Show

Working Hunter Mark Sheet

DATE <u>24/6/24</u> SHOW <u>RNS</u>		PENALTIES	
CLASS <u>193</u>		NUMBER <u>87</u> <u>Forward</u>	
PHASE I (60 MARKS)	A: JUMPING POINTS B: STYLE WHILE JUMPING	40 MARKS 20 MARKS	Jumping Knock Down: 10 penalties First Refusal: 15 penalties Second Refusal: 20 penalties Third Refusal: Elimination
PHASE II (40 MARKS)	C: CONFORMATION D: RIDE	20 MARKS 20 MARKS x	Fall of Horse or Rider: Disqualification Landing with Fore Feet in Water: 10 faults

Note: Jumping points after penalties may result in a minus score.

Competitor Number:		871	872	877	880	882	883	865		
Fence 1		/	/	/	/	/	0	/		
Fence 2		/	/	/	/	/	/	0		
Fence 3		/	/	/	/	/	/	/		
Fence 4		/	/	/	/	/	/	/		
Fence 5		10	/	/	/	/	/	0		
Fence 6		/	/	/	/	/	/	0		
Fence 7		10	/	/	/	/	0	0		
Fence 8		/	10	/	/	/	/	0		
Fence 9		/	/	/	0	/	/	/		
Fence 10		/	/	/	/	/	/	/		
Fence 11		/	/	/	/	/	/	0		
Fence 12										
TOTAL JUMPING FAULTS		20	10	0	10	0	20	60		
A: JUMPING POINTS	(40)	20	30	40	30	40	20	-20		
B: STYLE WHILE JUMPING	(20)	16	17	15	15	16	14	13		
TOTAL MARK PHASE 1:	(60)	36	47	55	45	56	34	-7		
C: CONFORMATION	(20)	11	18	14	15	16		17		
D: RIDE	(20)	15	18	15	14	16		15		
TOTAL MARK PHASE 2	(40)	26	36	29	29	32		32		
TOTAL POINTS FROM PHASE 1 & 2	(100)	62	83	84	74	88	R	25		
FINAL PLACINGS		5	3	2	4	1	R	6		

In the event of equality, the CONFORMATION MARK from Phase 2 will take precedence, followed by the RIDE MARK, and then the STYLE WHILE JUMPING MARK.

Judge 1 Signature [Signature]

Judge 2 Signature C. Kiddier



EVENTERS GRAND PRIX SCORE SHEETS

Number	Rider	Fence												Total Faults	XC Faults	SF Faults	Time Taken	Placing			
		1	2	3	4	5	6	6	7	8	9	9	10						11	12	
39	Constance MM	/	/	4	/	/	/	/	4	/	/	/	/	7	70.97	/	4	28	28	64.97	7
28	C.F. Illusion	/	/	/	/	4	4	42	34	/	/	/	/	/	52.16	/	8	0	8	42.16	8
40	C. Prieley	/	/	/	/	/	4	42	75	/	/	/	4	/	45.42		4	4	8	55.42	10
44	LT Rossi.	/	/	/	/	/	/	41	87	/	/	4	/	/	51.14		4	4	8	41.14	5
41	Ringwood LB	/	/	/	/	/	/	43	10	/	/	4	/	/	44.63		0	4	4	54.63	3
50	Selbach	/	/	/	/	4	/	42	18	/	/	/	/	/	51.21		4	4	8	41.21	6
10	C.D. Cherm	4	/	4	/	/	/	76	01	27	/	/	4	/	47.51		43	4	47	57.51	
49	D. Harbery	/	/	/	4	/	4	44	38	/	/	/	/	/	53.95		8	4	12	43.95	
7	Wine Dennis	/	/	/	/	/	/	53	17	4	/	/	/	/	46.83		4	4	4	56.83	4

